

BUDGETS FOR THE FISCAL YEAR ENDING MAY 31st


2021



TABLE OF CONTENTS

BUDGETS FOR THE FISCAL YEAR ENDING MAY 31ST, 2021

A MESSAGE FROM THE CHAIRMAN AND CHIEF EXECUTIVE OFFICER

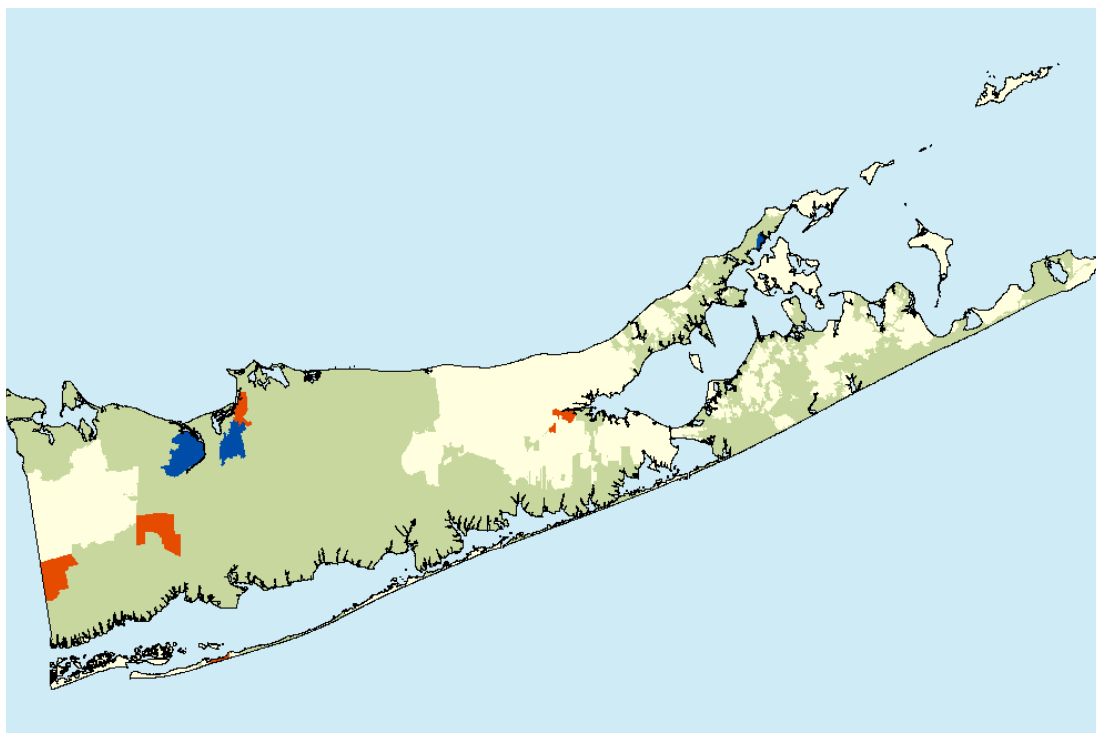


Patrick G. Halpin, Chairman
Suffolk County Water Authority



Jeffrey W. Szabo, Chief Executive Officer
Suffolk County Water Authority

SERVICE TERRITORY



Areas served by SCWA

Areas not served by SCWA


Water districts managed by SCWA (Brentwood, East Farmingdale, Fair Harbor, Riverside, Stony Brook)

SCWA wholesale water customers (Greenport, Saint James, Smithtown)

HISTORY

RATINGS

SUFFOLK COUNTY WATER AUTHORITY BOARD





EXECUTIVE STAFF







BUDGETS FISCAL YEAR MAY 31, 2021

**OPERATING & MAINTENANCE
BUDGET HIGHLIGHTS**

REVENUES

EXPENSES

DEBT SERVICE

CAPITAL BUDGET HIGHLIGHTS

WATER MAIN INSTALLATIONS (\$39.9 million)

POINT OF SERVICE DISTRIBUTION (\$12.6 million)

TREATMENT FACILITIES (\$2.9 million)

WATER QUALITY & TREATMENT SYSTEMS (\$30.9 million)

OTHER EQUIPMENT (\$4.4 million)

IMPROVEMENTS IN TECHNOLOGY (\$1.4 million)

ADDITIONAL FACILITIES (\$23.7 million)

FROM THE DEPARTMENTS: BUDGET PRIORITIES

CONSTRUCTION MAINTENANCE

CUSTOMER SERVICE

EMERGENCY MANAGEMENT

ENGINEERING

INFORMATION TECHNOLOGY

LABORATORY

PRODUCTION CONTROL

FLEET SERVICES

STRATEGIC INITIATIVES

SCWA HIGHLIGHTS OF BUDGET DATA

SUFFOLK COUNTY WATER AUTHORITY
HIGHLIGHTS OF BUDGET DATA
FOR FISCAL YEAR ENDING MAY 31,

Authority Budgets

**Operating Revenues and
Other Income**

**Operating and Maintenance
Expense**

Operating Income Available

Capital Budget

Debt-Service

All Senior Debt Coverage

Projection May 31, 2021

Revenues - Actual for 8 months, estimated for 4 Months

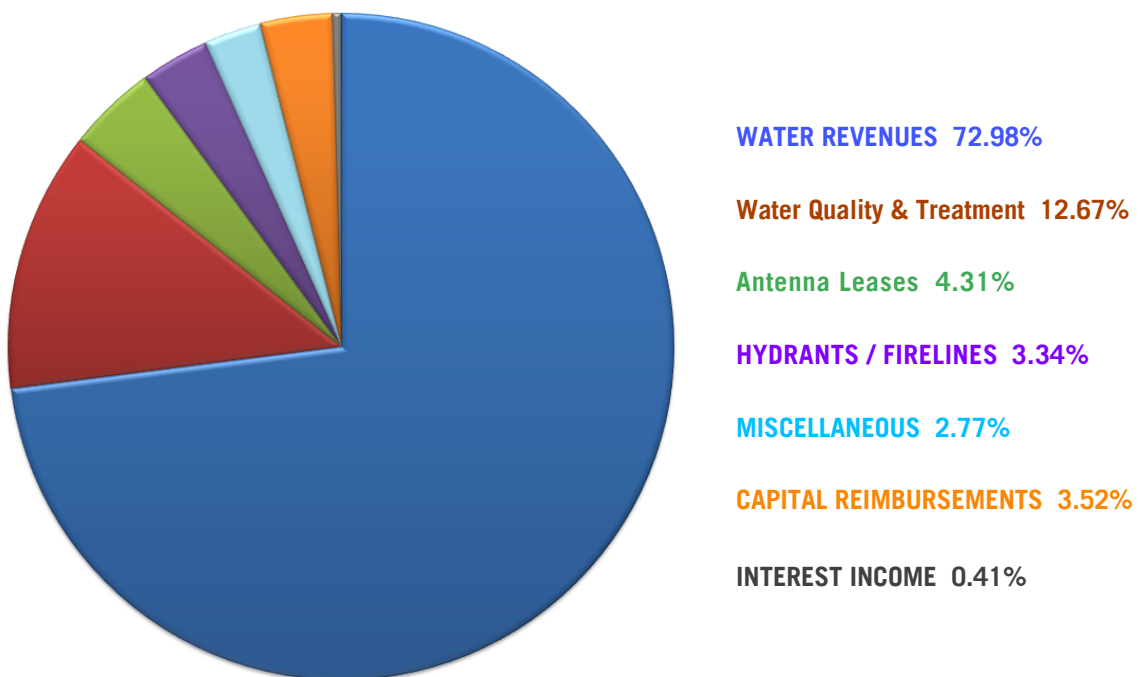
Expenses - Actual for 8 months, estimated for 4 Months

Capital - Figures are based on the latest available information

SCWA REVENUE

Water Revenues
Water Quality & Treatment
Hydrants /Firelines
Antenna Leases
Miscellaneous
Total Operating Revenues
Interest Income
Capital Reimbursements
Total Revenues

SUFFOLK COUNTY WATER AUTHORITY REVENUE COMPONENTS:



Revenue Budget f/y/e May 31, 2021: \$243,793,000

SCWA OPERATING AND MAINTENANCE BUDGET

Construction Maintenance

Customer Service

Engineering

Facilities Management

Finance

Benefits

Education Awareness

Information Technology

Laboratory

Stores

Payroll

Emergency Management

Transportation

Communications

Power Purchase

Production Control

Human Resources

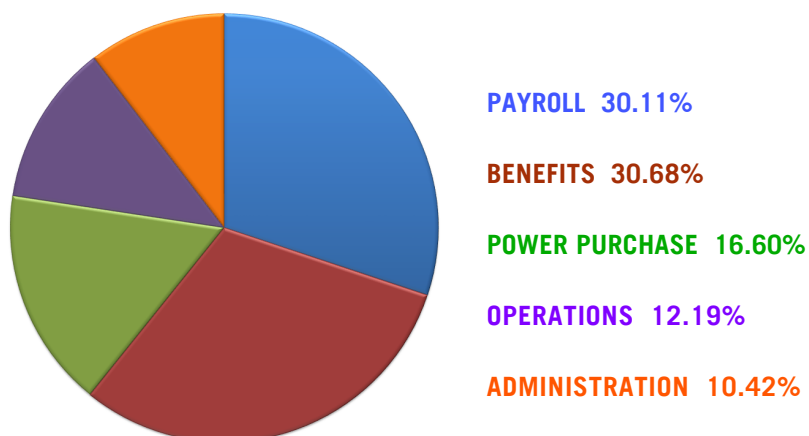
Risk Management

Safety

Strategic Initiatives

Telecommunications

SUFFOLK COUNTY WATER AUTHORITY O&M COMPONENTS:

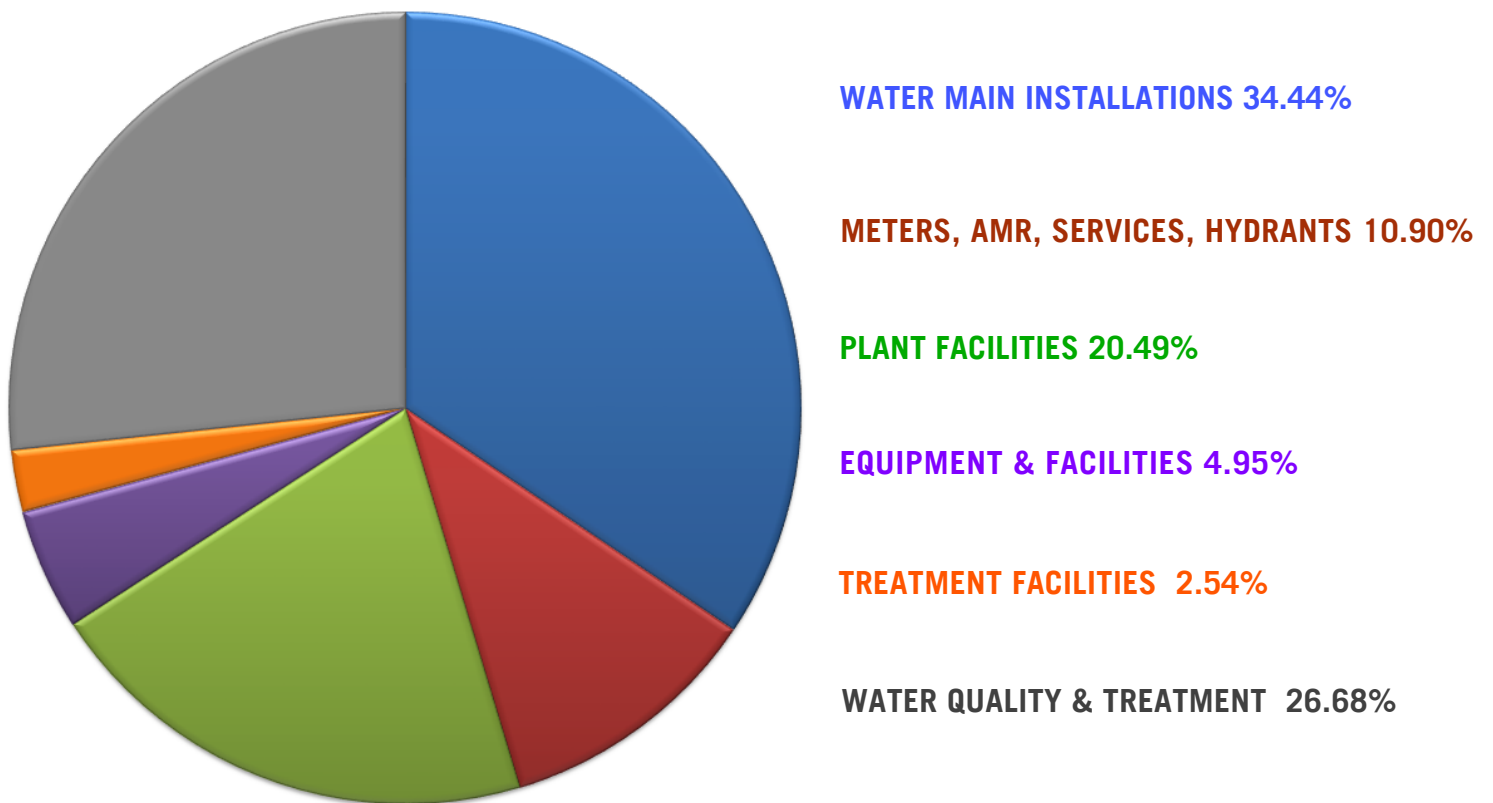


O&M BUDGET FOR F/Y/E MAY 31, 2021: \$139,146,000

[illegible]

CAPITAL COMPONENTS

SUFFOLK COUNTY WATER AUTHORITY CAPITAL COMPONENTS:



CAPITAL BUDGET FOR F/Y/E MAY 31, 2021: \$115,777,000

[illegible]

This image shows a blank sheet of white paper with horizontal ruling lines. The lines are evenly spaced and run across the width of the page. There are no margins, text, or other markings on the paper.

SUFFOLK COUNTY WATER AUTHORITY DEBT

[illegible]

[illegible]

**SERVICE AREAS, PLANT FACILITIES
AND WATER SUPPLY**

CUSTOMER COUNT

THE PERCENTAGE OF TOTAL SALES (BASED ON TOTAL NUMBER OF CUSTOMERS)
TO EACH OF THE AFOREMENTIONED CUSTOMERS ARE AS FOLLOWS:

[illegible][illegible]

THE NUMBER OF CUSTOMERS SERVED AS OF MAY 31, 2015 THROUGH MAY 31, 2019 IS PRESENTED BELOW.

[illegible]

PHYSICAL PLANT

**THE FOLLOWING TABLE PRESENTS CERTAIN DATA RELATING TO THE
MAJOR PHYSICAL PROPERTIES OF THE AUTHORITY AS OF MAY 31, 2019:**

[illegible]

* Millions of gallons

ADDITIONAL WELLS UNDER CONSTRUCTION, NOT CLASSIFIED AS “IN SERVICE” AS OF MAY 31, 2019, IS EXPECTED TO INCREASE THE CAPACITY OF MAJOR FACILITIES OVER THE NEXT TWELVE MONTHS AS FOLLOWS:

[illegible]

HISTORICAL REVENUE AND OPERATING EXPENSES

REVENUES, OPERATING AND MAINTENANCE EXPENSE

HISTORICAL FINANCIAL DATA

(000's omitted)

Fiscal Year Ended May 31,

WATER RATES

GENERAL RATES

Service Classification No. 1 Quarterly	Service Classification No. 1A Monthly
Service Charge - \$27.91	Service Charge - \$9.30
Tier I	
Commodity Charge \$1.518/hundred cubic ft. or \$2.028/thousand gallons.	Commodity Charge \$1.518/hundred cubic ft. or \$2.028/thousand gallons.
Tier II*	
Conservation Rate \$2.190/hundred cubic ft. or \$2.925/thousand gallons.	Conservation Rate \$2.190/hundred cubic ft. or \$2.925/thousand gallons.

*Customers will be subject to the Conservation Rate if they exceed a certain utilization threshold as determined by quarterly consumption and meter size. See scwa.com for threshold information.

MISSION

“We pledge to provide the customers of Suffolk County Water Authority safe, pure and constantly tested drinking water at the lowest possible cost with exemplary customer service”

PROFILE

The Suffolk County Water Authority is a self-supporting, public benefit corporation operating under the authority of the Public Authorities Law of the State of New York. It is without taxing power and operates as a business enterprise. It is neither an agency of New York State nor Suffolk County government.

The majority of revenue the Suffolk County Water Authority receives is obtained from the sale of water to its customers. SCWA is non-profit: all revenue received must be used for operating expenses, construction costs and paying outstanding debts.

