

BUDGETS FOR THE FISCAL YEAR ENDING MAY 31st

2019



TABLE OF CONTENTS

A MESSAGE FROM THE CHAIRMAN AND CHIEF EXECUTIVE OFFICER

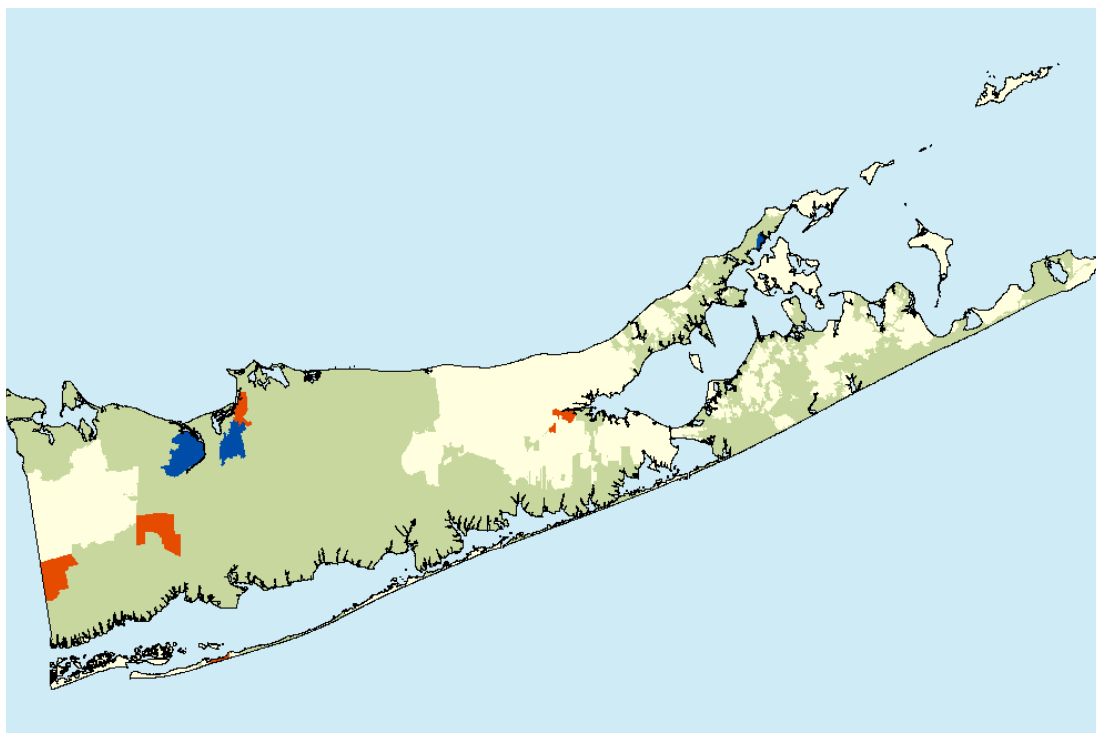


James F. Gaughran, Chairman
Suffolk County Water Authority



Jeffrey W. Szabo, Chief Executive Officer
Suffolk County Water Authority

SERVICE TERRITORY



- Areas served by SCWA
- Areas not served by SCWA
- Water districts managed by SCWA (Brentwood, East Farmingdale, Fair Harbor, Riverside, Stony Brook)
- SCWA wholesale water customers (Greenport, Saint James, Smithtown)

HISTORY

RATINGS


SUFFOLK COUNTY WATER AUTHORITY BOARD





EXECUTIVE STAFF







BUDGETS FISCAL YEAR MAY 31, 2019

OPERATING & MAINTENANCE BUDGET HIGHLIGHTS

REVENUES

EXPENSES

DEBT SERVICE

CAPITAL BUDGET HIGHLIGHTS

WATER MAIN INSTALLATIONS

POINT OF SERVICE DISTRIBUTION

TREATMENT FACILITIES**OTHER EQUIPMENT****IMPROVEMENTS IN TECHNOLOGY****ADDITIONAL FACILITIES**

FROM THE DEPARTMENTS: BUDGET PRIORITIES

CONSTRUCTION MAINTENANCE

CUSTOMER SERVICE

EMERGENCY MANAGEMENT

ENGINEERING

INFORMATION TECHNOLOGY

LABORATORY

PRODUCTION CONTROL

FLEET SERVICES

STRATEGIC INITIATIVES

SCWA HIGHLIGHTS OF BUDGET DATA

SUFFOLK COUNTY WATER AUTHORITY
HIGHLIGHTS OF BUDGET DATA
FOR FISCAL YEAR ENDING MAY 31,

Authority Budgets

**Operating Revenues and
Other Income**

**Operating and Maintenance
Expense**

Deferred Income - OPEB

Deferred Expense - OPEB

Operating Income Available

Capital Budget

Debt-Service

All Senior Debt Coverage

Projection May 31, 2018

Revenues -Actual for 9 months, estimated for 3 Months

Expenses -Actual for 9 months, estimated for 3 Months

Capital -Figures are based on the latest available information

SCWA REVENUE

Water Revenues

Hydrants /Firelines

Antenna Leases

Miscellaneous

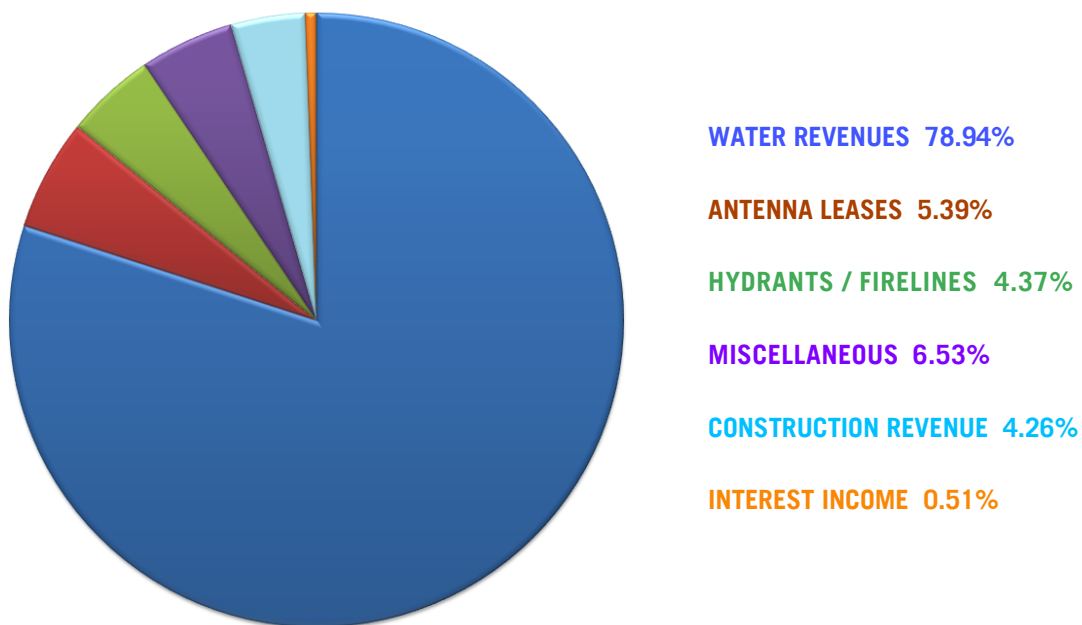
Total Operating Revenues

Interest Income

Capital Reimbursements

Total Revenues

SUFFOLK COUNTY WATER AUTHORITY REVENUE COMPONENTS:



Revenue Budget f/y/e May 31, 2019: \$191,951,000

SCWA OPERATING AND MAINTENANCE BUDGET

Construction Maintenance

Customer Service

Engineering

Facilities Management

Finance

Benefits

Education Awareness

Information Technology

Laboratory

Material Distribution

Payroll

Emergency Management

Transportation

Communications

Power Purchase

Production Control

Human Resources

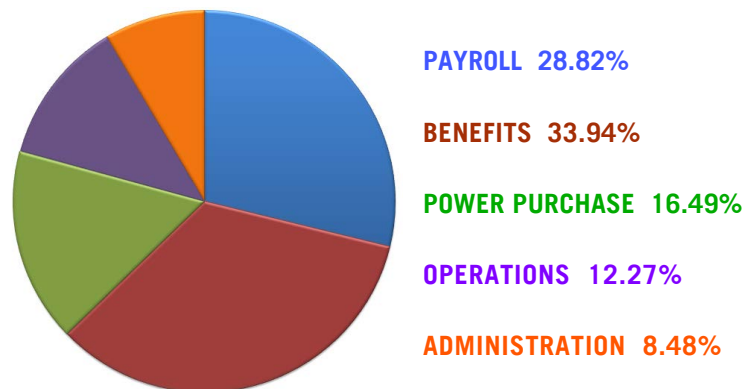
Risk Management

Safety

Sustainability

Telecommunications

SUFFOLK COUNTY WATER AUTHORITY O&M COMPONENTS:

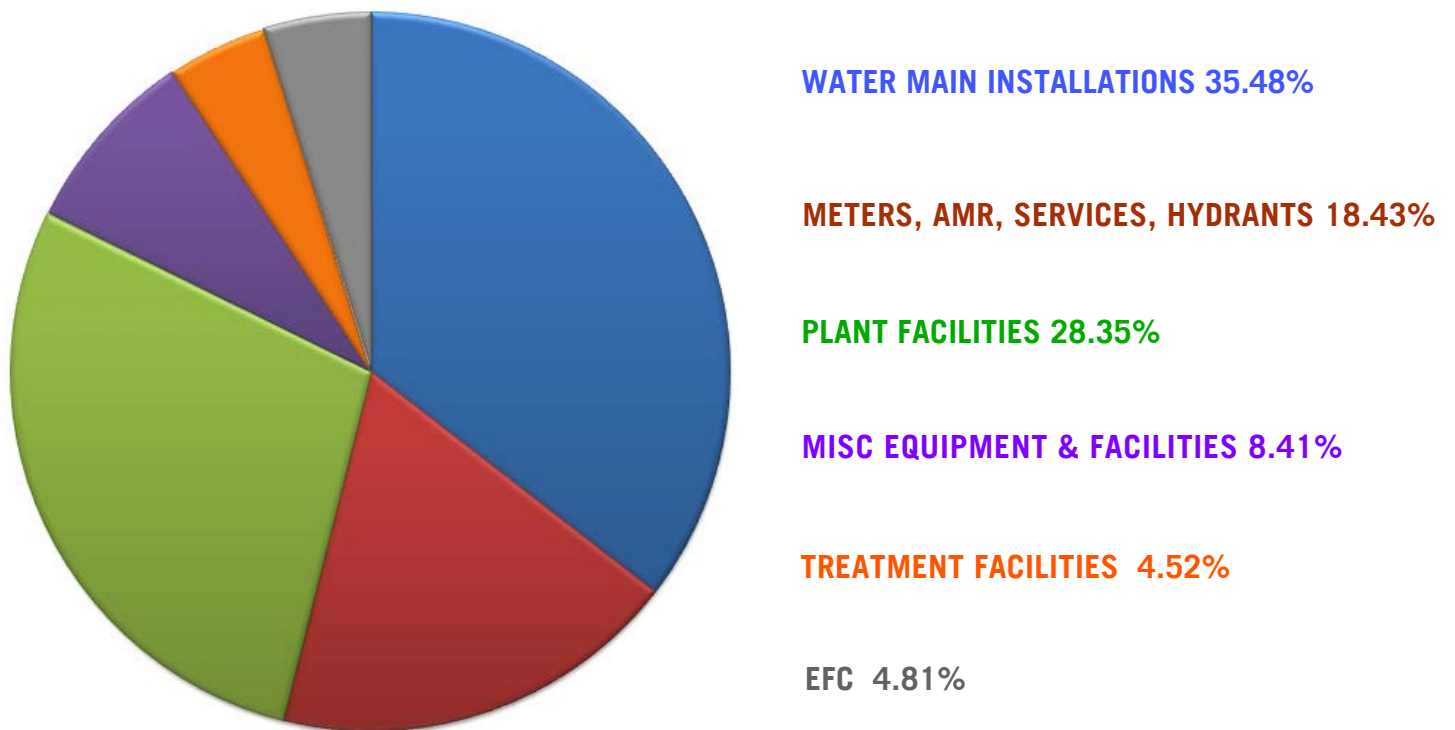


O&M BUDGET FOR F/Y/E MAY 31, 2019: \$133,346,000

[illegible]

CAPITAL COMPONENTS

SUFFOLK COUNTY WATER AUTHORITY CAPITAL COMPONENTS:



CAPITAL BUDGET FOR F/Y/E MAY 31, 2019: \$73,840,000

[illegible]

This image shows a single sheet of white paper with horizontal ruling lines. The lines are evenly spaced and run across the width of the page. There are no margins, text, or other markings on the paper.

SUFFOLK COUNTY WATER AUTHORITY DEBT

THE FOLLOWING TABLE SETS FORTH SCWA'S OUTSTANDING BONDS AS OF MAY 31, 2017:

[illegible]

[illegible]

SERVICE AREAS, PLANT FACILITIES AND WATER SUPPLY

CUSTOMER COUNT

THE PERCENTAGE OF TOTAL SALES (BASED ON TOTAL NUMBER OF CUSTOMERS)
TO EACH OF THE AFOREMENTIONED CUSTOMERS ARE AS FOLLOWS:

CUSTOMERS SERVED DIRECTLY

CUSTOMERS SERVED THROUGH OPERATING AGREEMENTS

WHOLESALE WATER

This image shows a full page of white paper with horizontal blue ruling lines. The lines are evenly spaced and run across the width of the page. There is no handwriting or other markings on the paper.

PHYSICAL PLANT

THE FOLLOWING TABLE PRESENTS CERTAIN DATA RELATING TO THE MAJOR PHYSICAL PROPERTIES OF THE AUTHORITY AS OF MAY 31, 2017:

[illegible]

* Millions of gallons

ADDITIONAL WELLS UNDER CONSTRUCTION, NOT CLASSIFIED AS “IN SERVICE” AS OF MAY 31, 2017, IS EXPECTED TO INCREASE THE CAPACITY OF MAJOR FACILITIES OVER THE NEXT TWELVE MONTHS AS FOLLOWS:

This image shows a blank sheet of white paper with horizontal blue ruling lines. The lines are evenly spaced and extend across the width of the page. There is no handwriting or other markings on the paper.

REVENUES, OPERATING AND MAINTENANCE EXPENSE

Fiscal Year Ended May 31,

WATER RATES

GENERAL RATES

Service Classification No. 1 Quarterly	Service Classification No. 1A Monthly
Service Charge - \$24.27	Service Charge - \$8.09
Commodity Charge \$1.460/hundred cubic ft. or \$1.95/thousand gallons.	Commodity Charge \$1.460/hundred cubic ft. or \$1.95/thousand gallons.

MISSION

“We pledge to provide the customers of Suffolk County Water Authority safe, pure and constantly tested drinking water at the lowest possible cost with exemplary customer service”

PROFILE

The Suffolk County Water Authority is a self-supporting, public benefit corporation operating under the authority of the Public Authorities Law of the State of New York. It is without taxing power and operates as a business enterprise. It is neither an agency of New York State nor Suffolk County government.

The majority of revenue the Suffolk County Water Authority receives is obtained from the sale of water to its customers. SCWA is non-profit: all revenue received must be used for operating expenses, construction costs and paying outstanding debts.

