



BUDGETS FOR THE FISCAL YEAR ENDING MAY 31st

2017



# TABLE OF CONTENTS

## A MESSAGE FROM THE CHAIRMAN AND CHIEF EXECUTIVE OFFICER

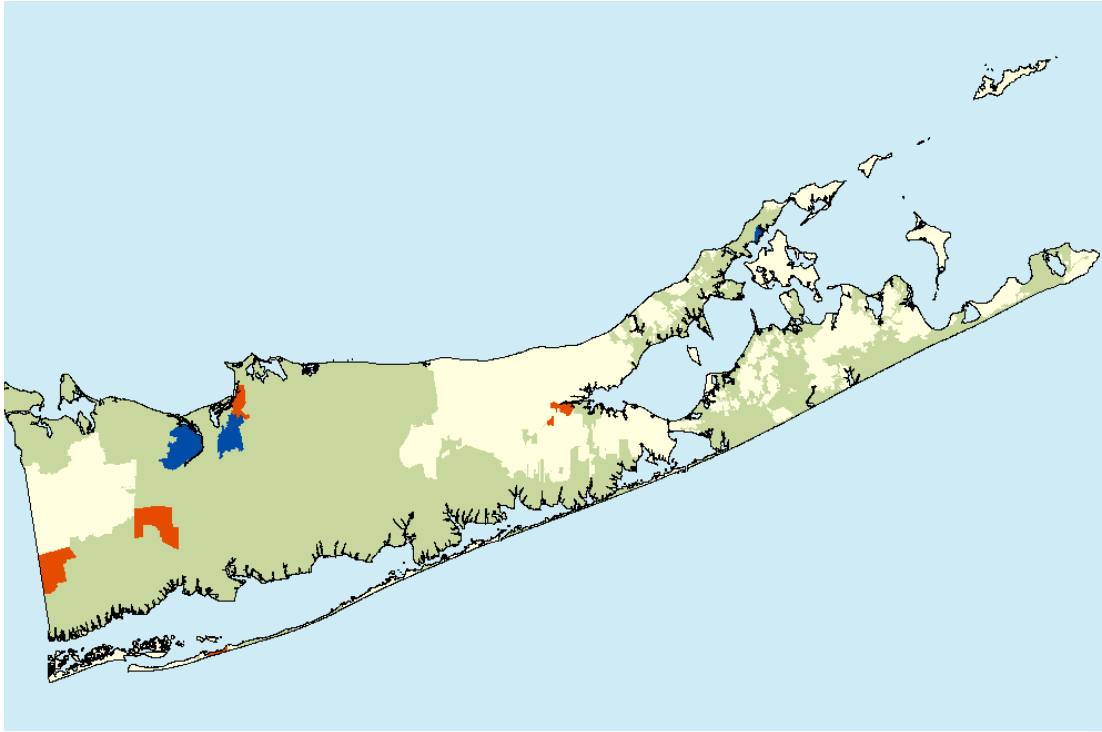


**James F. Gaughran, Chairman**  
Suffolk County Water Authority



**Jeffrey W. Szabo, Chief Executive Officer**  
Suffolk County Water Authority

## SERVICE TERRITORY



■ Areas served by SCWA

■ Areas not served by SCWA


■ Water districts managed by SCWA (Brentwood, East Farmingdale, Fair Harbor, Riverside, Stony Brook)

■ SCWA wholesale water customers (Greenport, Saint James, Smithtown)

## HISTORY

## RATINGS

## SUFFOLK COUNTY WATER AUTHORITY BOARD





## EXECUTIVE STAFF









## BUDGETS FISCAL YEAR MAY 31, 2017

### OPERATING & MAINTENANCE BUDGET HIGHLIGHTS



Douglas J. Celiberti  
Chief Financial Officer

---

---

---

---

---

### REVENUES

**EXPENSES**



## DEBT SERVICE

## **CAPITAL BUDGET HIGHLIGHTS**

### **WATER MAIN INSTALLATIONS**

### **POINT OF SERVICE DISTRIBUTION**

**TREATMENT FACILITIES**

**OTHER EQUIPMENT**

**IMPROVEMENTS IN TECHNOLOGY**

**ADDITIONAL FACILITIES**



## **FROM THE DEPARTMENTS: BUDGET PRIORITIES**

**CONSTRUCTION MAINTENANCE**

**CUSTOMER SERVICE**

**EMERGENCY MANAGEMENT**

**ENGINEERING**

**INFORMATION TECHNOLOGY**

**LABORATORY**

**PRODUCTION CONTROL**

**FLEET SERVICES**

## SCWA HIGHLIGHTS OF BUDGET DATA

SUFFOLK COUNTY WATER AUTHORITY  
HIGHLIGHTS OF BUDGET DATA  
FOR FISCAL YEAR ENDING MAY 31,

---

**Authority Budgets**

---

**Operating Revenues and  
Other Income**

---

**Operating and Maintenance  
Expense**

---

**Deferred Income - OPEB**

---

**Deferred Expense - OPEB**

---

**Operating Income Available**

---

**Capital Budget**

---

**Debt-Service**

---

**All Senior Debt Coverage**

---

Projection May 31, 2016

Revenues -Actual for 7 months and estimated for 5 months

Expenses -Actual for 7 months and estimated for 5 months

Capital -Figures are based on the latest available information

## SCWA REVENUE

---

Water Revenues

---

Hydrants /Firelines

---

Antenna Leases

---

Miscellaneous

---

**Total Operating Revenues**

---

Interest Income

---

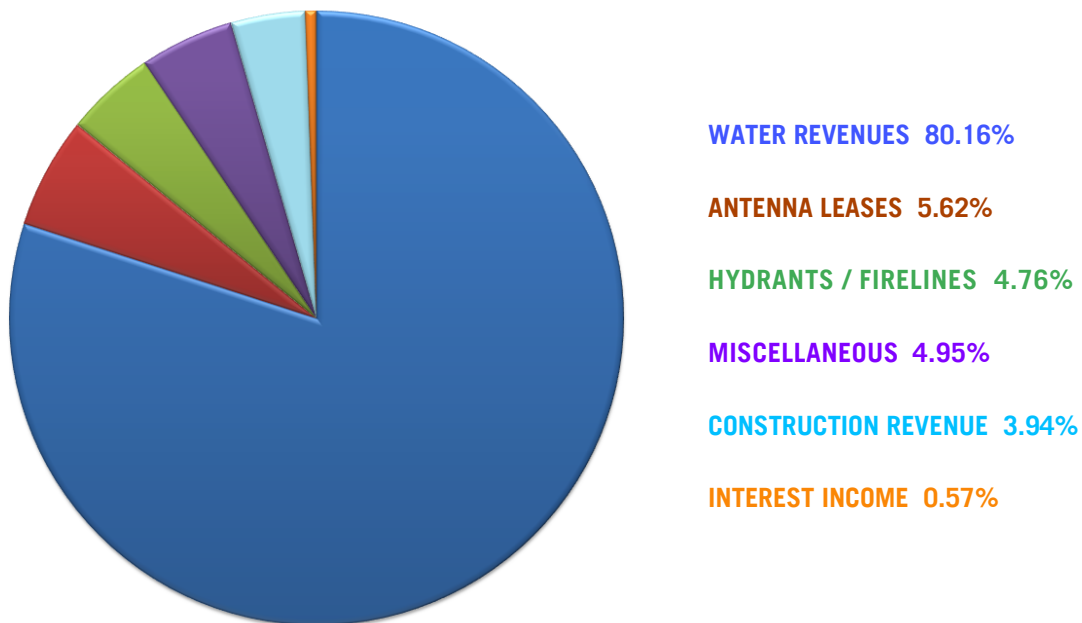
Construction Revenue

---

**Total Revenues**

---

### SUFFOLK COUNTY WATER AUTHORITY REVENUE COMPONENTS:



Revenue Budget f/y/e May 31, 2017: \$177,794,000

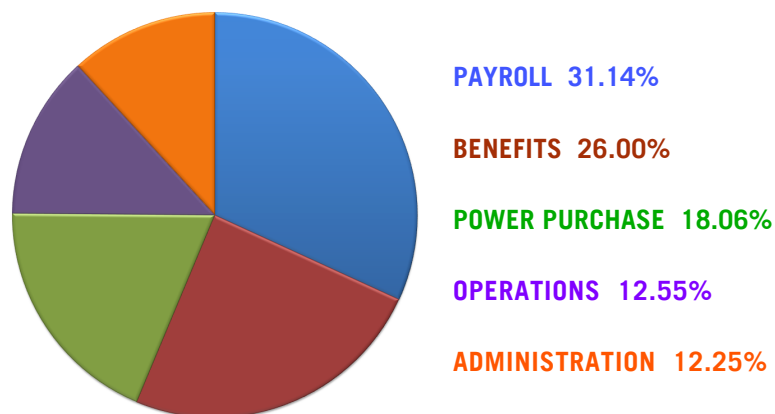
## SCWA OPERATING AND MAINTENANCE BUDGET

---

Construction Maintenance
Customer Service
Engineering
Facilities Management
Finance
Benefits
Education Awareness
Information Technology
Laboratory
Stores
Payroll
Emergency Management
Transportation
Meter Shop
Communications
Power Purchase
Production Control
Risk Management & Human Resources
Safety
Sustainability
Telecommunications

---

### SUFFOLK COUNTY WATER AUTHORITY O&M COMPONENTS:

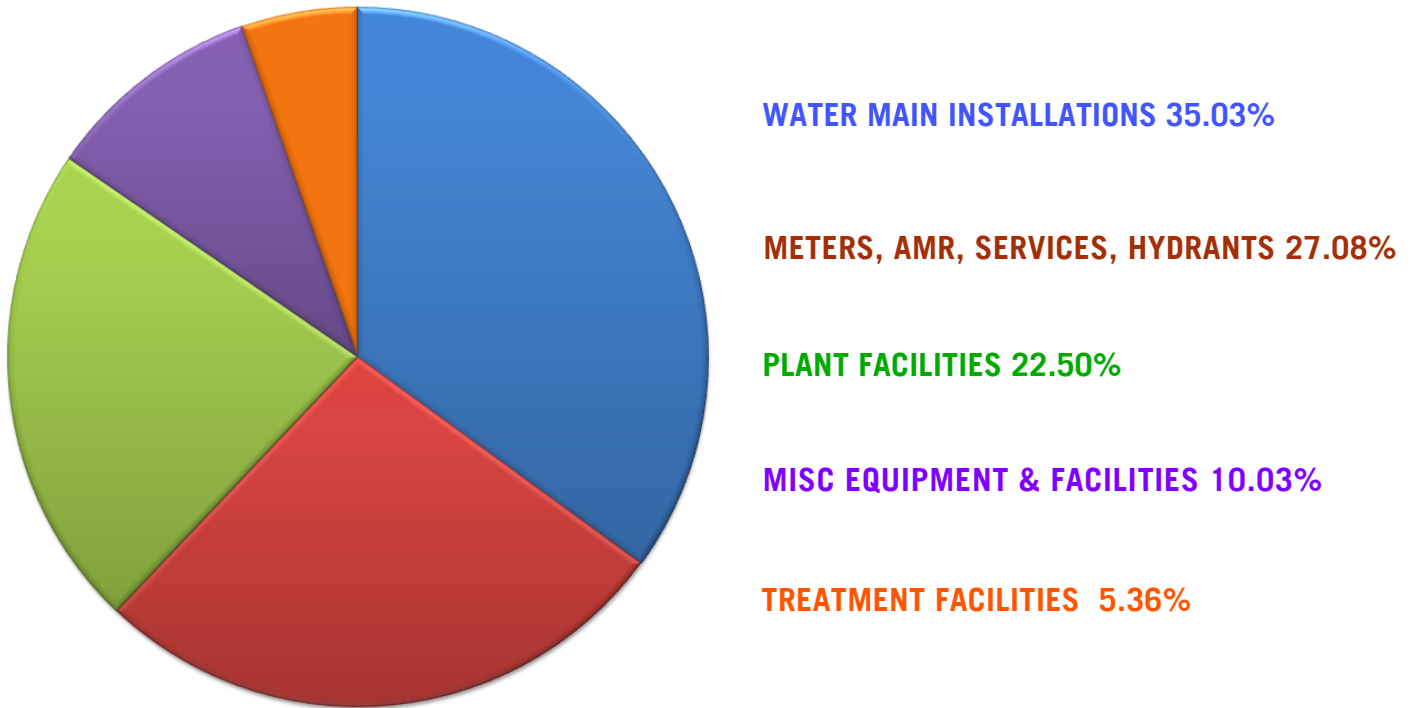


O&M BUDGET FOR F/Y/E MAY 31, 2017: \$116,813,000



## CAPITAL COMPONENTS

### SUFFOLK COUNTY WATER AUTHORITY CAPITAL COMPONENTS:



CAPITAL BUDGET FOR F/Y/E MAY 31, 2017: \$69,771,000











## SERVICE AREAS, PLANT FACILITIES AND WATER SUPPLY

### CUSTOMER COUNT

THE PERCENTAGE OF TOTAL SALES (BASED ON TOTAL NUMBER OF CUSTOMERS)  
TO EACH OF THE AFOREMENTIONED CUSTOMERS ARE AS FOLLOWS:

---

---

---

---

**CUSTOMERS SERVED DIRECTLY**

---

---

---

---

---

---

---

---

**CUSTOMERS SERVED THROUGH OPERATING AGREEMENTS**

---

---

---

---

---

---

---

---

**WHOLESALE WATER**

---

---

---

---

---

---

---

---









## WATER RATES

### GENERAL RATES

#### GENERAL RATES

<b>Service Classification No. 1 Quarterly</b>	<b>Service Classification No. 1A Monthly</b>
Service Charge - \$22.50	Service Charge - \$7.50
Commodity Charge - \$1.35/hundred cubic ft.	Commodity Charge - \$1.35/hundred cubic ft.

#### BRIDGEHAMPTON/SURFSIDE SERVICE AREA RATES

<b>Service Classification No. 1 Quarterly</b>	<b>Service Classification No. 1A Monthly</b>
Service Charge - \$22.50	Service Charge - \$7.50
Commodity Charge - \$1.35/hundred cubic ft.	Commodity Charge - \$1.35/hundred cubic ft.

#### SHOREWOOD SERVICE AREA RATES

<b>Service Classification No. 1 Quarterly</b>	<b>Service Classification No. 1A Monthly</b>
Service Charge - \$22.50	Service Charge - \$7.50
Commodity Charge - \$1.35/hundred cubic ft.	Commodity Charge - \$1.35/hundred cubic ft.

#### GREENPORT SERVICE AREA RATES

<b>Service Classification No. 1 Quarterly</b>	<b>Service Classification No. 1A Monthly</b>
Service Charge - \$22.50	Service Charge - \$7.50
Commodity Charge - \$1.35/hundred cubic ft.	Commodity Charge - \$1.35/hundred cubic ft.



## MISSION

“We pledge to provide the customers of Suffolk County Water Authority safe, pure and constantly tested drinking water at the lowest possible cost with exemplary customer service”

## PROFILE

The Suffolk County Water Authority is a self-supporting, public benefit corporation operating under the authority of the Public Authorities Law of the State of New York. It is without taxing power and operates as a business enterprise. It is neither an agency of New York State nor Suffolk County government.

The majority of revenue the Suffolk County Water Authority receives is obtained from the sale of water to its customers. SCWA is non-profit: all revenue received must be used for operating expenses, construction costs and paying outstanding debts.

